












**TROLLEY PORTA ATTREZZI BETA C43 CON ASSORTIMENTO DI 212 UTENSILI**  
**TOOL BOX TROLLEY BETA C43 WITH 212 TOOLS**



<b>CODICE</b> CODE	B043002201
<b>DIMENSIONI LXPXH MM</b> DIMENSIONS MM	526x323x827
<b>PESO KG</b> WEIGHT KG	15,50














**COMPONENTI**  
COMPONENTS

**861/C61**

	 <b>861LP</b>	0,5x3 (2)-0,5x4(2)- 0,6x4,5(2)-0,8x5(2)- 1,0x5,5(2)-1,0x6(2)-1,6x8(2) mm
	 <b>861PH</b>	PH0(2)-PH1(7)-PH2(7)-PH3(2)
	 <b>861PZ</b>	PZ0(2)-PZ1(3)-PZ2(3)-PZ3(2)
	 <b>861PE</b>	1,5-2-2,5-3-4-4,5-5-5,5-6-8 mm
	 <b>861TX</b>	T9-T10-T15-T20-T25 T27-T30-T40
		○ 1/4 - ● 1/4



**1256/C21-1**

	<b>1256LP</b>		1,5-2-2,5 mm
	<b>1256PH</b>		PH0-PH1
	<b>1256PZ</b>		PZ0-PZ1
	<b>1256PE</b>		0,7-0,9-1,3-1,5-2-2,5-3 mm
	<b>1256TX</b>		T4-T5-T6-T7
	<b>1256RTX</b>		T8-T10-T15
		<b>4 mm</b>	99 mm



	42C		7-8-9-10-11-12-13-14-15-16-17-18-19-22 mm
	96BPC/SK9		1,5-2-2,5-3-4-5-6-8-10 mm
	111		200 mm
	1048C		250 mm
	1052C		240 mm
	1082CM		160 mm
	1150CM		180 mm
	1166CM		160 mm
	1201E		2,5x50-3x75-4x100-5,5x150-6,5x150 mm
	1201EN		4x30 mm
	1202E		PH0x60-PH1x80-PH2x100 mm
	1202EN		PH1x30 mm
	1128BMXC		150 mm
	1253		3,5x100 mm
	1370C		300 g
	1390C		Ø 35 mm
	1692/3		3 m
	1695XS		70 mm
	1771		18 mm
	1771RL		10x
	1725CR		150 mm
	1098C		220 mm
	1719C P		200 mm
	1719C M		200 mm
	1719C R		200 mm
	1833XS/2		133 mm (pile 2xAAA - non incluse)

## 903E/C42 1/4"

	C900		4-4,5-5-5,5-6-7-8-9-10-11-12-13-14 mm
	C900E/55		
	C900/25		
	C900/20		50 mm
	C900/20L		100 mm
	C900/42		115 mm
	C900/30		150 mm
	96		1,3-1,5-2-2,5 mm
	C900AD		<span style="border: 1px solid black; padding: 1px;">1/4"</span>
	861LP		 0,6x4-0,8x5,5-1,2x6,5 mm
	861PH		 PH1-PH2-PH3
	861PZ		 PZ1-PZ2-PZ3
	861PE		 3-4-5-6 mm
	861TX		 T10-T15-T20-T25-T30



## 923E/C25 1/2"

	C920A		8-9-10-11-12-13-14-15-16-17-18-19-20-21-22-23-24-27-30-32 mm
	C920E/55		
	C920/25		
	C920/21		125 mm
	C920/22		250 mm
	C910/16F		 3/8" -  1/2"

